

AT-A-GLANCE

Many Greater Boston* residents from Vietnam came as refugees in the '70s following the war, and many more have immigrated here since then. They are the seventh-largest immigrant group after, in order, China, Dominican Republic, India, Haiti, Brazil and El Salvador and ahead of Canada, Guatemala and Cape Verde. There are more naturalized citizens from Vietnam than any of the other nine groups in Greater Boston. Data from 2017.



28,587

Total population in Greater Boston



7th

Seventh-largest immigrant group in Greater Boston

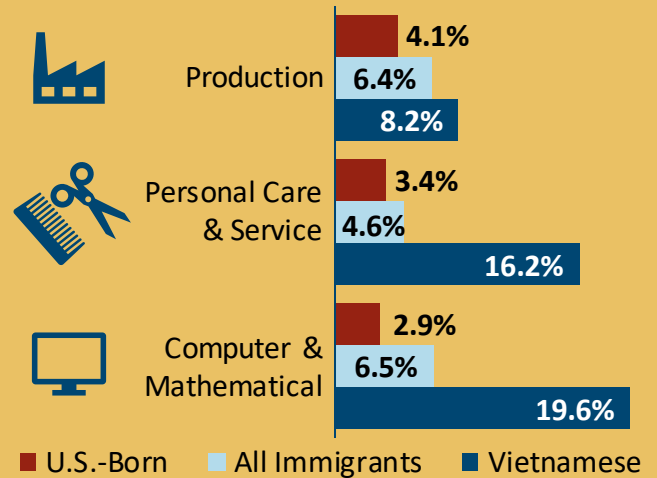


81.6%

Those in prime working age (25-64)

TOP 3 OCCUPATIONS

Immigrants from Vietnam in Greater Boston play outsized roles in Production, Personal Care and Services, and Computer and Mathematical occupations.



HOMEOWNERSHIP

Out of the 10 largest immigrant populations in Greater Boston, immigrants from Vietnam are the second most likely to be homeowners after immigrants from Canada at 66.8 percent.

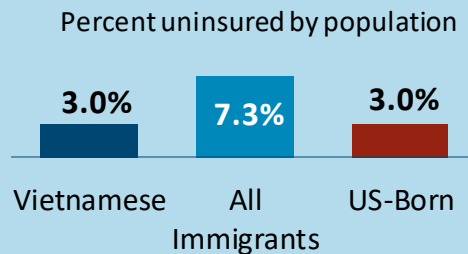
All Immigrants
44.8%

Vietnamese
59.2%

U.S.-Born
65.5%

HEALTH INSURANCE

Immigrants from Vietnam are as likely as the U.S.-born population in Greater Boston to be insured. They are third most likely to have health insurance among the 10 largest immigrant populations.



VOTER ELIGIBILITY

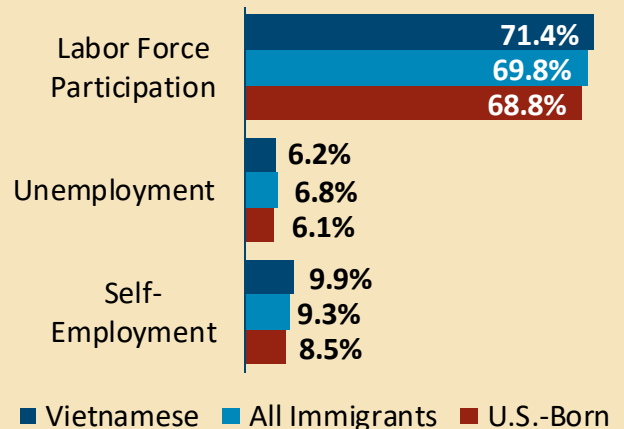
Immigrants from Vietnam in Greater Boston have the highest rates of voter eligibility among the 10 largest immigrant populations. (Eligible voters are adult U.S. citizens.)

Vietnamese
73.5%

All Immigrants
49.3%

EMPLOYMENT

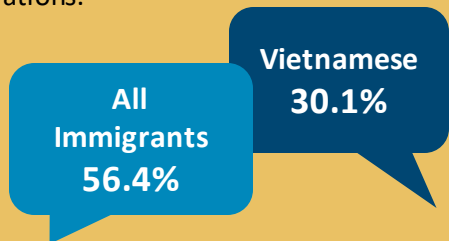
Immigrants from Vietnam in Greater Boston have the fourth-highest labor force participation among the 10 largest immigrant populations. They are more likely to be business owners than overall immigrant and U.S.-born populations.



* All populations referenced in graphs (Vietnamese, all immigrants, U.S.-born) are residents of the Boston-Cambridge-Newton Metropolitan Statistical Area including New Hampshire

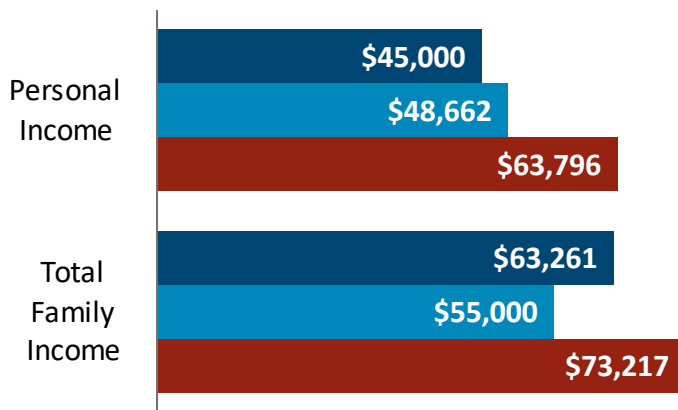
ENGLISH PROFICIENCY

About 30 percent of immigrants from Vietnam in Greater Boston speak English well or very well. They rank eighth among the 10 largest immigrant populations.



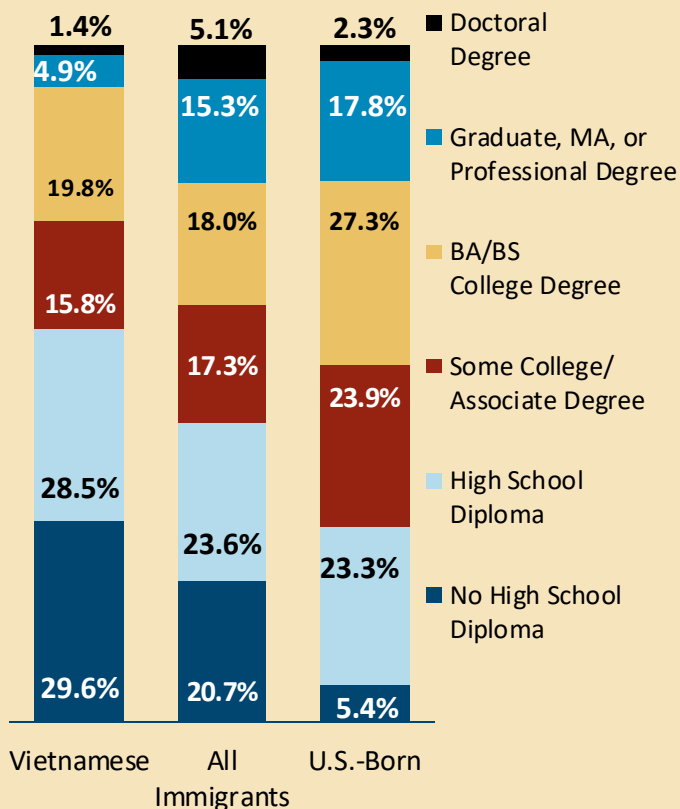
MEDIAN INCOME

Immigrants from Vietnam make less than the U.S.-born population in Greater Boston but have a greater median family income. This figure is also higher compared to immigrants from Vietnam across the U.S.



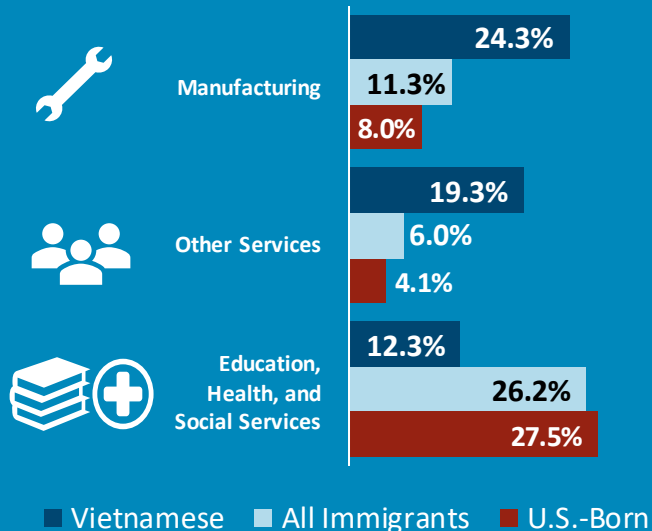
EDUCATION

About one-quarter of immigrants from Vietnam in Greater Boston have a four-year degree or higher. They rank fourth in doctoral degree holders among the 10 largest immigrant groups after China, India and Canada.



TOP 3 INDUSTRIES

Vietnamese immigrants are crucial to the Manufacturing industry, as well as Other Services such as Personal and Repair Services.



References:

Institute of Immigration Research analysis of the American Community Survey (ACS) 2013-2017 5-year sample data from Integrated Public Use Microdata Same (IPUMS-USA) file.

“Vietnamese Immigrants in the United States,” Migration Policy Institute, 2018.

**The Immigrant Learning Center®
Public Education Institute**

Educating Americans on the Contributions of Immigrants
www.ilctr.org | public.education@ilctr.org | Malden, MA

In collaboration with the Institute for Immigration Research, a joint venture between The Immigrant Learning Center and George Mason University: www.iir.gmu.edu

